

## UGR<19 LL2 Series LED Linear Light



- UGR<19
- Luminous efficacy: 100lm/w;
- Wattage:30W/40W/60W/80W
- 4FT,6FT & 8FT Size
- Isolated driver: 0-10V dimming; Flicker free
- PF> 0.90; Driver efficiency 87%; THD<20%
- Chain,Wall,Surface Mount,Recessed Optional
- Input Voltage:120-277v,120-347V
- CCT:3500K 4000K 5000K
- ETL CETL, FCC certification
- 5 years warranty

### Applications:

- Hotels
- Conference/Meeting rooms
- Factories and offices
- Commercial purposes
- Residential / Institution buildings
- Schools, colleges, universities and hospitals



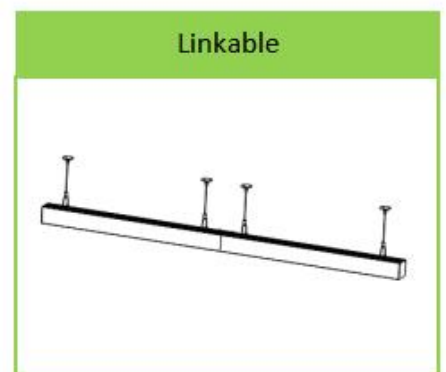
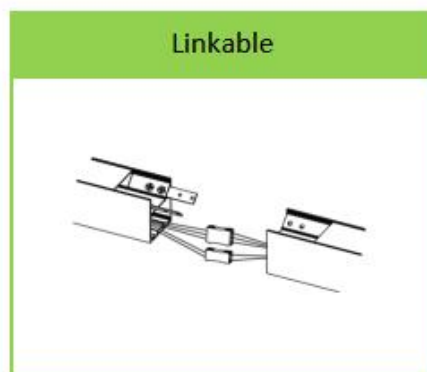
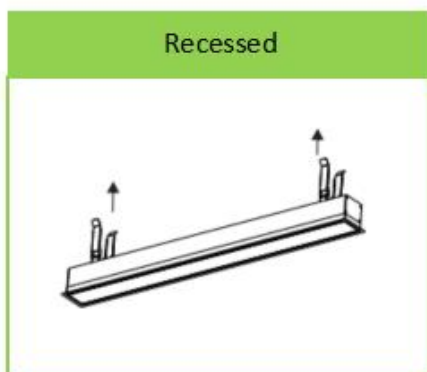
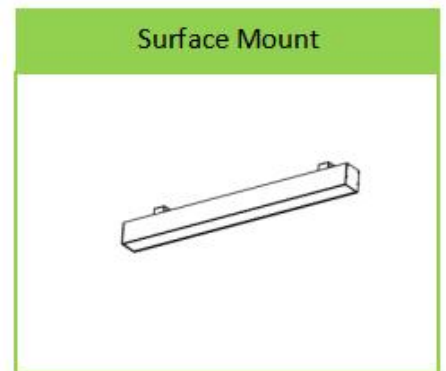
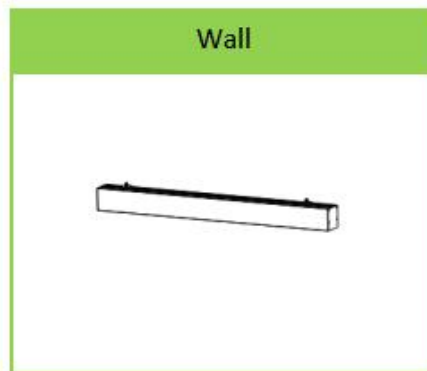
# Product Range



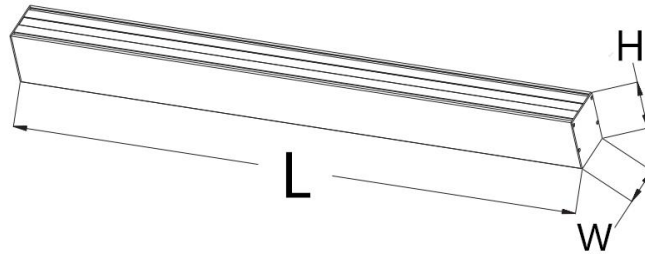
Family	Series	Watts	Size	Voltage	CCT	Linkable	Emergency	UP & Down
<b>Name</b>	<b>LL2</b>	<b>AAW</b>	<b>BBB</b>	<b>CCC</b>	<b>DDD</b>	<b>E</b>	<b>G</b>	<b>UP</b>
RDS	LL2	30W 40W	4= 4ft	277=120-277V	35K = 3,500 K	L=Linkable	E=Emergency	UP= UP&Down
		60W	6= 6ft	347=120-347V	40K = 4,000 K	Black=Without Linkable	Black=without Emergency	Black= Without up&down
		80W	8= 8ft	240=220-240V	50K = 5,000 K			

Model	Size	Watts	Voltage	Dimming	CCT	Lumens	Dimensions (LxWxH)
RDS-LL2-30W-4FT277-DDD-EFG-I	4 ft	30 W	120-277v 120-347v 220-240v	YES	3500K 4000K 5000K	3,000 lm	48 * 2.75 * 3.38"
RDS-LL2-40W-4FT277-DDD-EFG-I	4 ft	40 W		YES		4,000 lm	48 * 2.75 * 3.38"
RDS-LL2-40W-4FT277-DDD-EFG-UP-I (up & Down)	4 ft	40 W		YES		4,000 lm	48 * 2.75 * 3.38"
RDS-LL2-60W-6FT277-DDD-EFG-I	6 ft	60 W		YES		6,000 lm	72 * 2.75 * 3.38"
RDS-LL2-80W-8FT277-DDD-EFG-I	8 ft	80 W		YES		8,000 lm	96 * 2.75 * 3.38"

# Installation



## Dimensions



Part No.	L(inch)	W(inch)	H(inch)
RDS-LL2-30W-4FT277-DDD-EFG-I	48"	2.75"	3.38"
RDS-LL2-40W-4FT277-DDD-EFG-I	48"	2.75"	3.38"
RDS-LL2-40W-4FT277-DDD-EFG-UP-I	48"	2.75"	3.38"
RDS-LL2-60W-6FT277-DDD-EFG-I	72"	2.75"	3.38"
RDS-LL2-80W-8FT277-DDD-EFG-I	96"	2.75"	3.38"

## Product Packing



Part No.	Power	Qty/Carton(pcs)	Carton Size	Net weight	Gross Weight
RDS-LL2-30W-4FT277-DDD-EFG-I	30W	6	125*38.5*26CM	19.9Kg	23.4Kg
RDS-LL2-40W-4FT277-DDD-EFG-I	40W	6	125*38.5*26CM	20Kg	23.5Kg
RDS-LL2-40W-4FT277-DDD-EFG-UP-I	40W	6	125*38.5*26CM	21.5Kg	24Kg
RDS-LL2-60W-6FT277-DDD-EFG-I	60W	4	185*38.5*26CM	26kg	28kg
RDS-LL2-80W-8FT277-DDD-EFG-I	80W	4	245*38.5*26CM	30kg	32kg

UGR(Unified Glare Rating) Table

Test:U:120.1V I:0.2500A P:29.60W PF:0.9860 Freq:60.00Hz Lamp Flux:3547.19x1 lm											
NAME:		TYPE:				WEIGHT:					
SPEC.:		DIM.:				SERIAL No.:					
MFR.:		SUR.:1200*70mm				Shielding Angle:					
ceiling/cavity		0.7	0.7	0.5	0.5	0.3	0.7	0.7	0.5	0.5	0.3
walls		0.5	0.3	0.5	0.3	0.3	0.5	0.3	0.5	0.3	0.3
working plane		0.2	0.2	0.2	0.2	0.2	0.2	0.2	0.2	0.2	0.2
Room dimensions		Viewed crosswise					Viewed endwise				
x = 2H y = 2H	2H	15.6	17.0	15.9	17.2	17.4	15.4	16.8	15.7	17.0	17.2
	3H	16.3	17.5	16.6	17.7	18.0	16.1	17.3	16.4	17.6	17.8
	4H	16.5	17.7	16.8	17.9	18.2	16.4	17.5	16.7	17.8	18.0
	6H	16.7	17.7	17.0	18.0	18.3	16.5	17.6	16.9	17.9	18.2
	8H	16.7	17.7	17.0	18.0	18.3	16.6	17.6	16.9	17.9	18.2
	12H	16.6	17.6	17.0	17.9	18.2	16.6	17.6	16.9	17.8	18.1
	4H	2H	15.8	17.0	16.2	17.2	17.5	15.7	16.8	16.0	17.1
	3H	16.7	17.7	17.0	18.0	18.3	16.5	17.5	16.9	17.8	18.1
	4H	17.0	17.9	17.4	18.2	18.6	16.9	17.8	17.3	18.1	18.5
	6H	17.2	18.0	17.6	18.4	18.8	17.2	18.0	17.6	18.3	18.7
	8H	17.3	18.0	17.7	18.4	18.8	17.2	18.0	17.6	18.3	18.7
	12H	17.3	18.0	17.7	18.3	18.8	17.2	17.9	17.7	18.3	18.7
8H	4H	17.1	17.9	17.5	18.2	18.6	17.0	17.7	17.4	18.1	18.5
	6H	17.4	18.0	17.9	18.4	18.9	17.4	18.0	17.8	18.4	18.8
	8H	17.5	18.0	18.0	18.5	18.9	17.5	18.0	17.9	18.4	18.9
	12H	17.5	18.0	18.0	18.4	18.9	17.5	18.0	18.0	18.4	18.9
12H	4H	17.1	17.8	17.5	18.2	18.6	17.0	17.7	17.4	18.0	18.4
	6H	17.4	18.0	17.9	18.4	18.8	17.4	17.9	17.8	18.3	18.8
	8H	17.5	18.0	18.0	18.4	18.9	17.5	17.9	18.0	18.4	18.9